

P4000 Series Single Channel Linear DC Power Supply

- + Small body for easy carry
- + 180W maximum output power
- + High resolution : 1mV / 1mA
- + Low ripple/noise
- + Over voltage/over current protection
- + Multi-directional cooling system with smart fan
- + 3.7 inch TFT LCD display
- + Support RS232 digital communication
- + Support SCPI and Labview



+ Performance Specifications

Model	P4305	P4603
Channel	Single Channel Output	
Total Output Power	150W	180W
Channel Output	0 - 30V / 0 - 5A × 1-CH	0 - 60V / 0 - 3A × 1-CH
Display	3.7 inch color LCD display	
Dimension	117mm(L) × 194mm(H) × 295mm(D)	
Weight	Approx. 5.6 kg	Approx. 5.8 kg
Interface	RS232	

The instrument must be operated continuously for more than 30 minutes at the specified temperature to ensure the following parameters.

Model		P4305	P4603
Rated Output (0°C-40°C)	Voltage	0 - 30V	0 - 60V
	Current	5A	3A
Load Regulation	Voltage	≤0.01%+3mV	
	Current	≤0.01% + 3mA	
Power Regulation	Voltage	≤0.01% + 3mV	
	Current	≤0.01% + 3mA	
Setting Resolution	Voltage	1mV	
	Current	1mA	
Readback Resolution	Voltage	1mV	
	Current	1mA	
Setpoint accuracy (within 12 months) (25°C±5°C)	Voltage	≤0.03% + 10mV	
	Current	≤0.1% + 5mA	
Readback Resolution (25°C±5°C)	Voltage	≤0.03% + 10mV	
	Current	≤0.1% + 5mA	

Ripple/Noise (20Hz-20MHz)	Voltage (Vp-p)	$\leq 4\text{mVp-p}$
	Voltage (rms)	$\leq 1\text{mVrms}$
	Current (rms)	$\leq 4\text{mA rms}$
Output temperature coefficient (0°C-40°C)	Voltage	$\leq 0.03\% + 10\text{mV}$
	Current	$\leq 0.1\% + 5\text{mA}$
Readback temperature coefficient	Voltage	$\leq 0.03\% + 10\text{mV}$
	Current	$\leq 0.1\% + 5\text{mA}$
Response Time		100 μs
Storage		5 groups of data
Working Temperature		0-40°C

The above parameters are subject to change without further notice, please refer to the website update.

+ Application

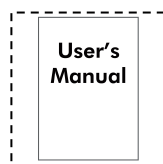
Military R&D Quality Inspection Circuit Functional Testing Automotive Circuit Testing Education and Technical Training
Electronic component testing and aging experiment Monitoring battery charging curve

+ Accessories

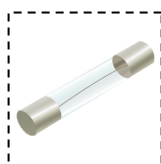
The picture is for reference only, please refer to the actual product




Power Cord



User Manual



Fuse



Test Leads (optional)



RS232 TO USB

Module (optional)